

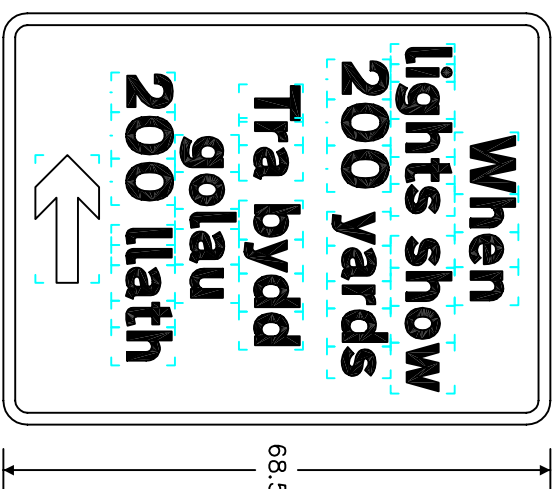
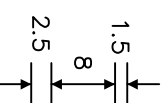
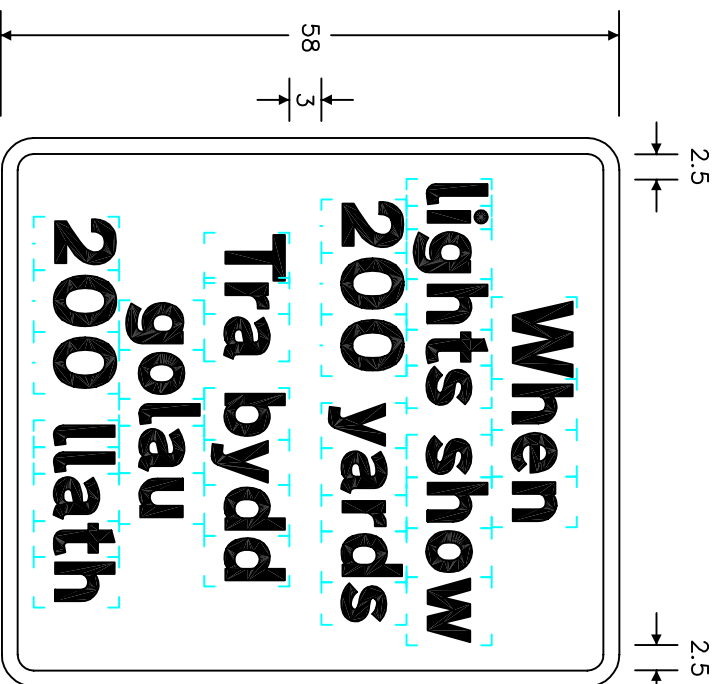
Notes:—

1. The lettering is from the Transport Heavy alphabet at the 'x'-heights shown
2. The outlines of the tiles do not form part of the sign.
3. The colours are as follows:—

Background ——— White
 Legend, border & arrow ——— Black

4. The illumination of the sign must accord with the requirements of the current 'Traffic Signs Regulations and General Directions'.
5. The 'x'-heights shown are given in millimetres, all other dimensions are given in stroke widths (i.e. $fs/w = 1/4 \times \text{'x'-height}$).
6. The sign is designed in accordance with the current design rules.
7. The order of languages may be reversed if required.
8. The distance may be varied to accord with the circumstances and should be expressed to the nearest 10 yards.

'x'-ht.	triangle height
(50)	600
62.5	600
(75)	750
(100)	900
(125)	1200
(150)	1500



REVISIONS

1.	Redrawn & no. changed from WEM.10.2.89
2.	Legend amended 28.2.91
3.	'x'-hts. dims. and notes amended 16.3.95
4.	Redrawn & notes amended 12.8.99
5.	Legend amended 23.1.02
6.	Variant added 23.2.05
7.	Notes amended 3.1.07

Before using this drawing, confirm with RNM3 Division that it has not been superseded.

Drn.	A. I. I.	Appd.
Chkd.		Appl. date 2.12.87

Issue: 3.1.07

Scale: Photo-reduced

Title
 Supplementary Plate
WHEN LIGHTS SHOW

for use with P 548
 ('Cattle' warning sign)

WELSH ASSEMBLY GOVERNMENT

Drwg. no. **WAG/P 548.1**