

Notes: -

1. The lettering is from the Transport Heavy alphabet at the 'x'-heights shown.
2. The outlines of the tiles do not form part of the sign.
3. The colours are as follows: -

Background ——— White

Border & legend ——— Black

4. The 'x'-heights shown are given in millimetres, all other dimensions are given in stroke widths (ie. $1s/w = 1/4 \times \text{'x'-height}$).
5. The sign is designed in accordance with the current design rules.
6. The order of languages may be reversed if required.
7. The illumination of the plates shall be in accordance with the sign they are used with.
8. The plates are for use with the signs shown on drawing nos. P554.2, P622.1A, P622.4, P629, P629A, P629.1, and P632.

NB Mutation applies ('milltir' changes to 'filitir') when the mileage contains a '1' or a '2'

1 mile **1½ miles** **2½ miles**
1 filitir **1½ filitir** **2½ filitir**

For distances 3 miles and over or under 1 mile there is no mutation

3½ mile **3 miles**
3½ milltir **3 milltir**

REVISIONS

1.	Dimensions and notes amended 26.6.80.
2.	Redrawn 19.7.84.
3.	Dimensions amended & no. changed 29.6.95.
4.	Redrawn & notes amended 13.8.99
5.	Variant added & notes amended 24.2.05
6.	Notes amended 4.1.07

Before using this drawing, confirm with RNM3 Division that it has not been superseded.

Drn.	A.1.1.	Appd.	
Chkd.		Appl. date	6.3.89.


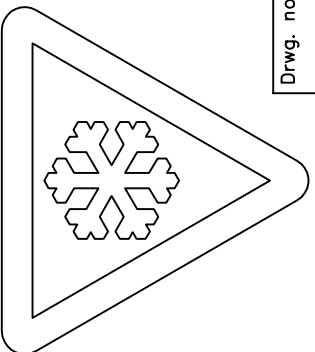
Issue: 4.1.07

Scale: Photo-reduced


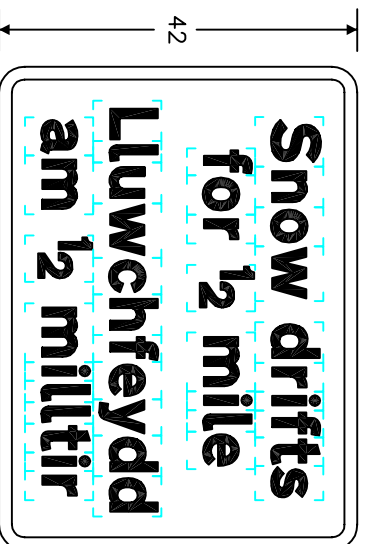

Title Supplementary Plates
 ICE
 and
 SNOW DRIFTS

WELSH ASSEMBLY GOVERNMENT

Drwg. no. WAG/P 554.3



'x'-ht.	triangle height
(62.5)	600
75	600
(100)	750
(125)	900
(150)	1200
(200)	1500



'x'-ht.	triangle height
(62.5)	600
75	750
(100)	900
(125)	1200
(150)	1500

Variants