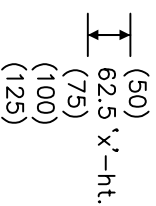
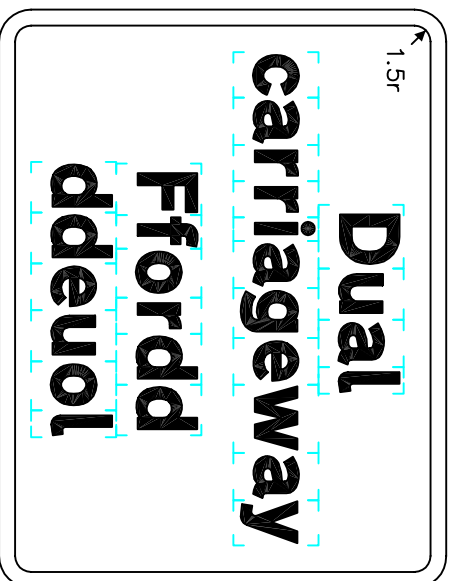
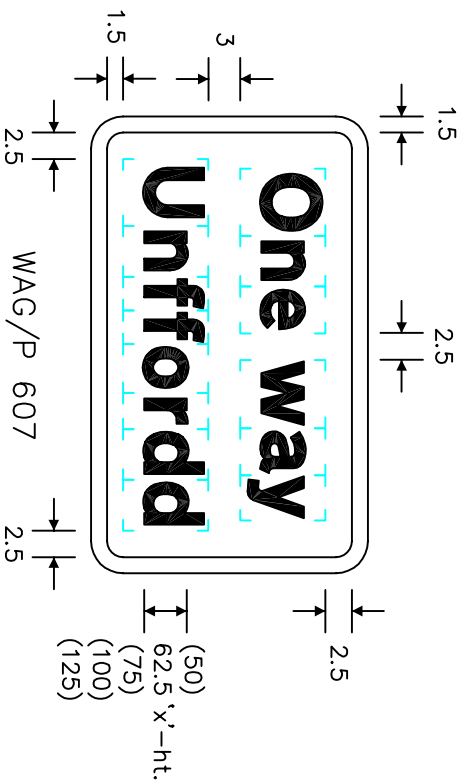


Notes:-

1. The legend is from the Transport Heavy Alphabet at the 'x'-heights shown.
2. The outlines of the tiles do not form part of the sign.
3. The colours are as follows:-
Background — White
Border & legend — Black
4. The illumination of the sign must accord with the requirements of the current 'Traffic Signs Regulations and General Directions'.
5. The 'x'-heights shown are given in millimetres, all other dimensions are given in stroke widths (i.e. $1s/w = 1/4 \times \text{height}$).
6. The sign is designed in accordance with the current design rules.
7. The order of languages may be reversed if required.



REVISIONS

1.	Dimensions changed to mm.	26.5.78
2.	Notes & dimensions amended	25.6.80
3.	Notes amended	22.1.82
4.	Redrawn	16.7.84.
5.	Redrawn & dimensions amended	25.7.95
6.	Redrawn & notes amended	17.8.99
7.	Notes amended	1.2.07

Before using this drawing confirm with RINUS Division that it has not been superseded.

Drn. A.T.I. Appd.

Chkd. Issue: 1.2.07 Appl. ddtc 18.12.76

Scale: Photo-reduced

Title
Regulatory Signs
ONE WAY
and
DUAL CARRIAGEWAY

WELSH ASSEMBLY GOVERNMENT

Drwg. no.
WAG/P 607 & 608