
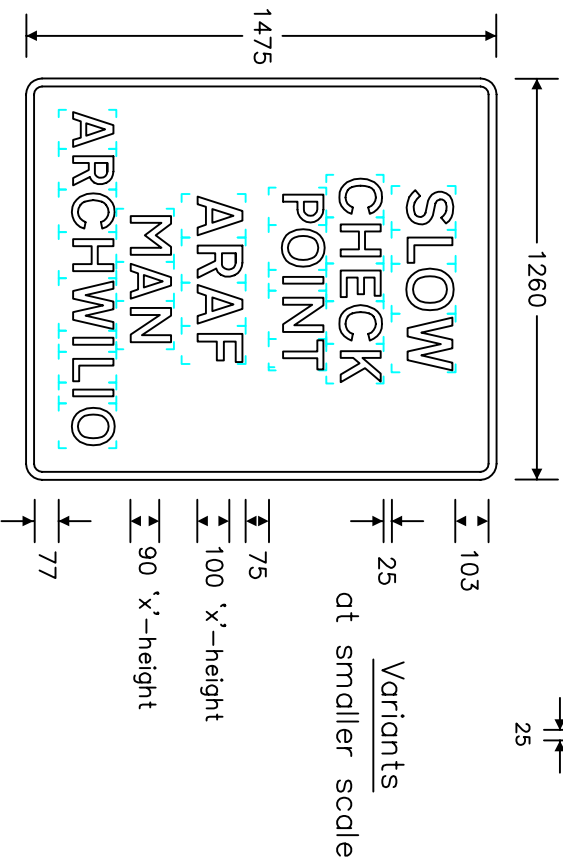
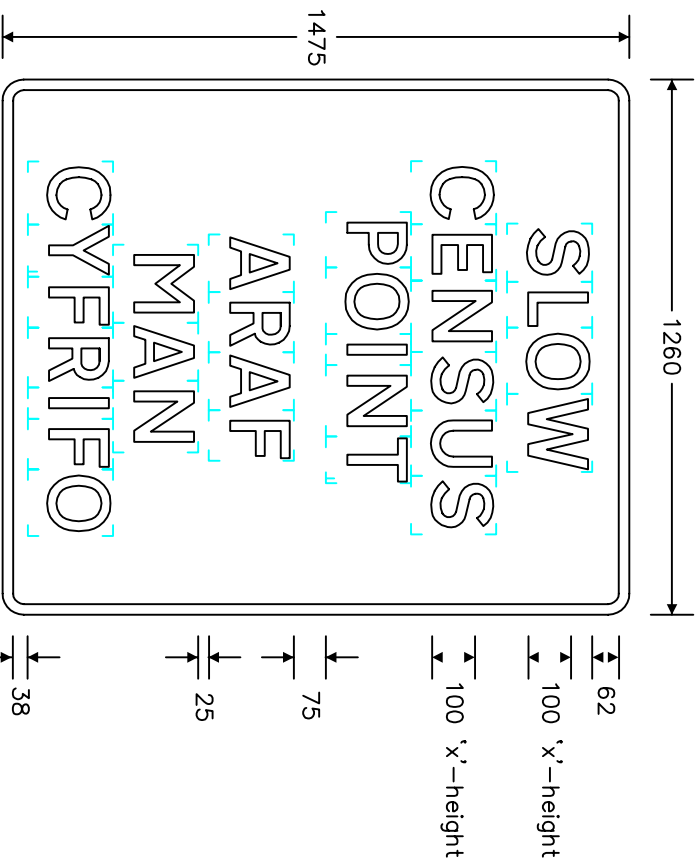


Notes:-

1. The legend is from the Transport Medium alphabet at the 'x'-heights shown.
2. The outlines of the lies do not form part of the sign.
3. The colours are as follows:-
Legend & borders ——— White
Backgrounds ——— Blue
4. The illumination of the sign must accord with the requirements of the current 'Traffic Signs Regulations and General Directions'.
5. The sign is designed in accordance with the current design rules.
6. The order of languages may be reversed if required.
7. All dimensions are given in millimetres.



REVISIONS

1.	Redrawn	19.2.96
2.	Dimensions & notes amended	15.10.99
3.	Legend amended & variant added	23.9.03
4.	Notes amended	6.3.07
5.	Legend amended	3.10.08

Before using this drawing confirm with RMA3 Division that it has not been superseded.

Drn.	A. T. I.	Appd.
Chkd.		Appl. date
Issue:	3.10.08	29.3.83

Title	Informatory Signs
	SLOW
	CENSUS POINT
	and variants

Drwg. no.	WAG/P 831
WELSH ASSEMBLY GOVERNMENT	